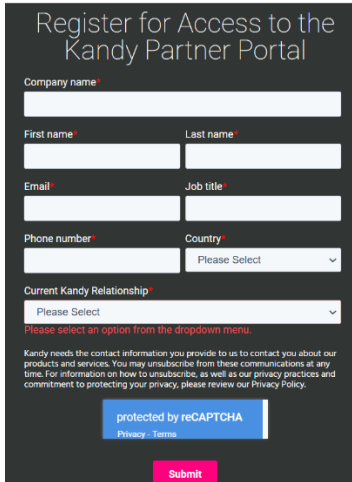


Partner Portal Access

You will need to follow these steps to request access to the Kandy Partner Portal where you can access documentation, training, support notifications, marketing tools & presentations as well as in the future will access support technical support cases. This process is automated as long as you register with your company email and you are a valid Kandy partner.

1. Complete the form at the bottom of this page <https://www.kandy.io/ecosystem/kandy-partner-portal> on our website under ECOSYSTEM / KANDY PARTNER PORTAL.



The registration form is titled "Register for Access to the Kandy Partner Portal". It contains the following fields and elements:

- Company name: A single-line text input field.
- First name: A single-line text input field.
- Last name: A single-line text input field.
- Email: A single-line text input field.
- Job title: A single-line text input field.
- Phone number: A single-line text input field.
- Country: A dropdown menu with "Please Select" as the current selection.
- Current Kandy Relationship: A dropdown menu with "Please Select" as the current selection.
- A red error message below the dropdowns: "Please select an option from the dropdown menu."
- A small disclaimer: "Kandy needs the contact information you provide to us to contact you about our products and services. You may unsubscribe from these communications at any time. For information on how to unsubscribe, as well as our privacy practices and commitment to protecting your privacy, please review our Privacy Policy."
- A blue box with the text "protected by reCAPTCHA" and links for "Privacy" and "Terms".
- A red "Submit" button at the bottom.

2. Within 5 mins you will receive an email from kandymarketing@kandy.io with instructions to use the LOG IN at the top of the kandy.io website and click the link to reset your password.

From: Kandy Marketing <kandymarketing@kandy.io>
Sent: Monday, May 31, 2021 8:50 AM
To: Kevin Wilson <KWilson@kandy.io>
Subject: Kandy Partner Portal New Registration

Thank you for registering for the Kandy Partner Portal.

Your username to access the partner portal is the email address you registered under.

Please proceed to the www.kandy.io website and click the LOGIN button on the top menu of the homepage.

Enter your username (registered email) and click Forgot My Password to have a reset link sent to this email address.

If you have any issues accessing the Partner Portal or have any non-support related questions or assistance please email customersuccess@kandy.io

Thank you for your business.

Sara Hughes
VP Marketing & Customer Experience
Kandy Communications

Kandy Communications
1720 Peachtree Street
Suite 629
Atlanta
GA
30309
USA

Update your [email preferences](#) to choose the types of emails you receive.

3. Enter your email that you registered with and click SEND RESET EMAIL.

Reset your password

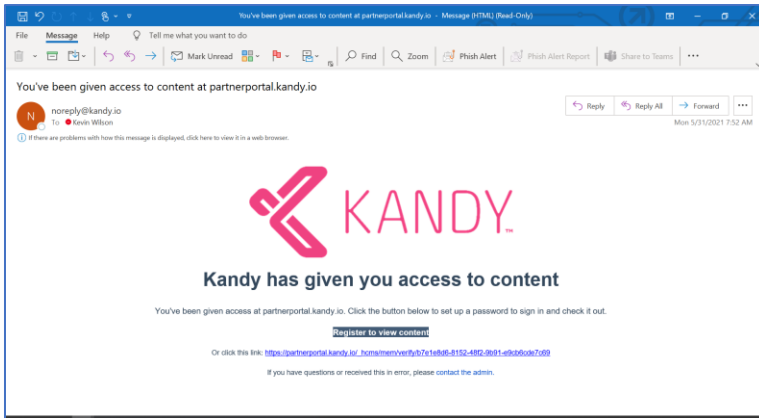
What email address should we send a password reset email to?

Email*

Send reset email

Having trouble? [Contact the admin](#)

4. Within 5 mins you will receive an email from noreply@kandy.io showing you have been given access to content and will need to open it and click the link inside to **REGISTER TO VIEW CONTENT** and create your password.



Welcome!

Set up your password to sign in and see the content you now have access to.

Email*

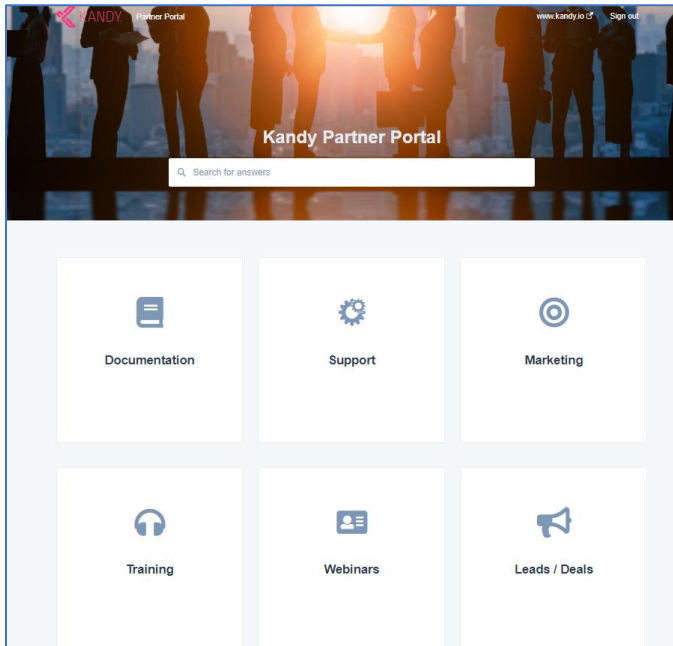
Password* [Show password](#)

Confirm Password* [Show password](#)

Save password

Having trouble? [Contact the admin](#)

5. Once you do, you will be sent back to the **LOG IN** page on our website, log in using the email you registered with and your new password to access the partner portal.



If you have any issues, please email customersuccess@kandy.io